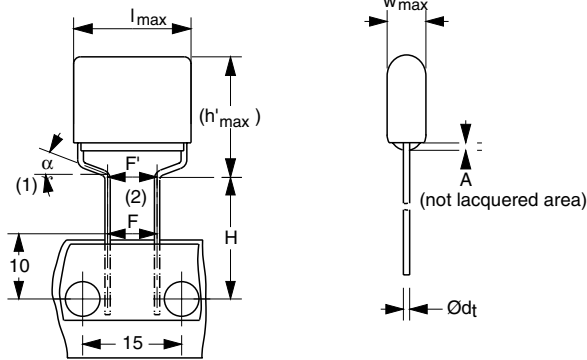


Metallized Polyester Film Capacitors MKT Radial Epoxy Partly Lacquered Type



Dimensions in mm

- (1) $0 \leq \alpha < 50^\circ$
 (2) $|F - F'| < 0.3 \text{ mm}$
 $F = 7.5 + 0.6/-0.1 \text{ mm}$

APPLICATIONS

Blocking, coupling and decoupling. Bypass and energy reservoir

MARKING

C-value; rated voltage; tolerance

DIELECTRIC

Polyester film

ELECTRODES

Vacuum deposited aluminum

COATING

Flame retardant epoxy material (UL-class 94 V-0)

CONSTRUCTION

Wound mono construction

LEADS

Tinned wire

CAPACITANCE RANGE (E12 SERIES)

0.01 to 10 μF

CAPACITANCE TOLERANCE

$\pm 10\%$; $\pm 5\%$

FEATURES

Partly lacquered product. Products taped and leads bent-back to 7.5 mm

Lead (Pb)-free product

RoHS-compliant product

RATED (DC) VOLTAGE

250 V; 400 V; 630 V

RATED (AC) VOLTAGE

63 V; 100 V; 160 V

CLIMATIC CATEGORY

55/105/56

RATED TEMPERATURE

85 °C

MAXIMUM APPLICATION TEMPERATURE

105 °C

REFERENCE SPECIFICATIONS

IEC 60384-2

PERFORMANCE GRADE

Grade 1 (long life)

DETAIL SPECIFICATION

For more detailed data and test requirements contact:
filmcaps.roeselare@vishay.com

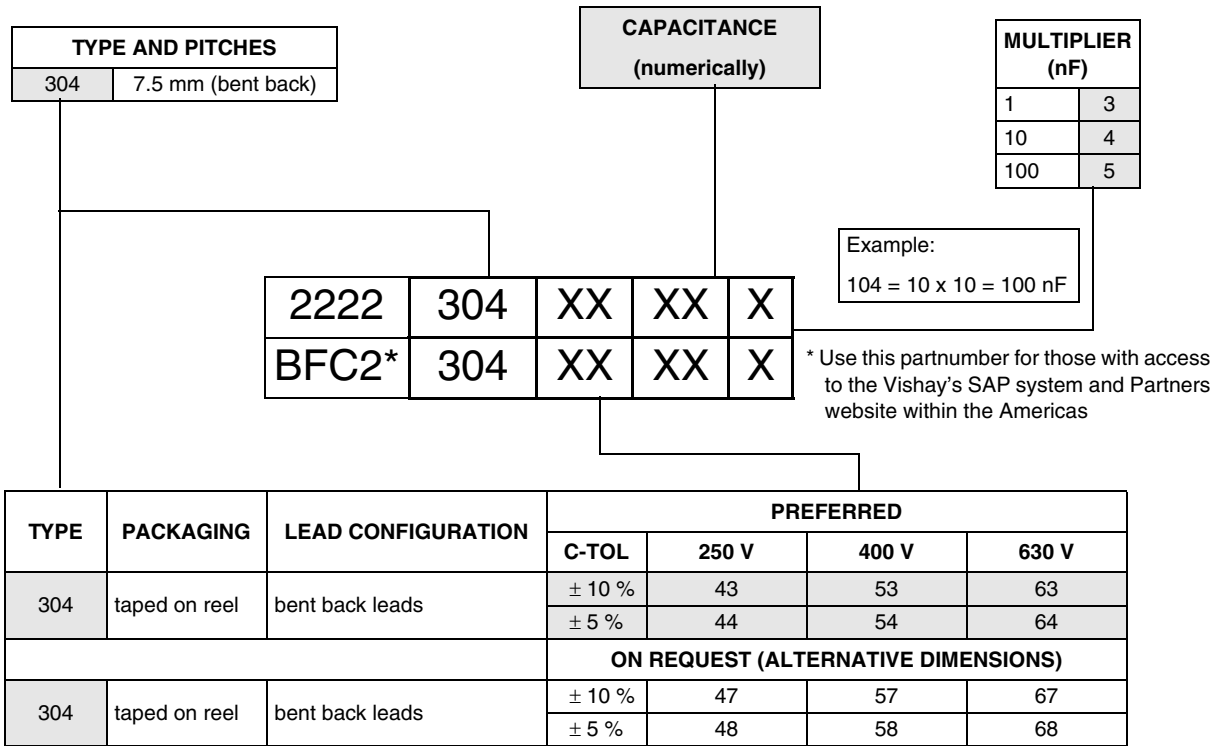


RoHS
COMPLIANT



Metallized Polyester Film Capacitors Vishay BCcomponents
MKT Radial Epoxy Partly Lacquered Type

COMPOSITION OF CATALOG NUMBER



SPECIFIC REFERENCE DATA

DESCRIPTION	VALUE		
	at 1 kHz	at 10 kHz	at 100 kHz
Tangent of loss angle:			
C ≤ 0.47 μF	≤ 75 × 10 ⁻⁴	≤ 120 × 10 ⁻⁴	≤ 225 × 10 ⁻⁴
C > 0.47 μF	≤ 75 × 10 ⁻⁴	≤ 120 × 10 ⁻⁴	–
Rated voltage pulse slope (dU/dt) _R :	at 250 V (DC)	at 400 V (DC)	at 630 V (DC)
I _{max} = 12.5 mm	18 V/μs	45 V/μs	137 V/μs
I _{max} = 17.5 mm	6 V/μs	15 V/μs	44 V/μs
R between leads, for C ≤ 0.33 μF at 100 V; 1 minute	> 30000 MΩ		
RC between leads, for C > 0.33 μF at 100 V; 1 minute	> 10000 s		
R between interconnecting leads and casing; 100 V; 1 minute	> 30000 MΩ		
Withstanding (DC) voltage (cut off current 10 mA); rise time 100 V/s	400 V; 1 minute	640 V; 1 minute	1008 V; 1 minute
Withstanding (DC) voltage between leads and case	500 V; 1 minute	800 V; 1 minute	1260 V; 1 minute

Vishay BCcomponents Metallized Polyester Film Capacitors
MKT Radial Epoxy Partly Lacquered Type

$U_{Rdc} = 250\text{ V}$; $U_{Rac} = 63\text{ V}$

C ⁽¹⁾ (µF)	DIMENSIONS Wmax × Hmax × Lmax (mm)	MASS (g)	CATALOG NUMBER 2222 304 AND PACKAGING		
			REEL DIAMETER = 500 mm		
			C-tol = ± 10 %	C-tol = ± 5 %	SPQ
			last 5 digits of catalog number	last 5 digits of catalog number	
Pitch = 7.5 ± 0.4 mm; d_t = 0.60 ± 0.06 mm; A ≤ 3.5 mm		bent back			
0.1	4.7 × 15.2 × 12.5	0.5	43104	44104	2000
0.12	4.3 × 14.8 × 12.5	0.4	43124	44124	2000
0.15	4.8 × 15.3 × 12.5	0.5	43154	44154	2000
0.18	5.2 × 15.7 × 12.5	0.6	43184	44184	1750
0.22	4.5 × 15.0 × 12.5	0.5	43224	44224	2000
0.27	5.0 × 15.5 × 12.5	0.5	43274	44274	1750
0.33	4.6 × 15.1 × 12.5	0.5	43334	44334	2000
0.39	4.9 × 15.4 × 12.5	0.5	43394	44394	2000
0.47	5.4 × 15.9 × 12.5	0.6	43474	44474	1750
0.56	5.8 × 16.3 × 12.5	0.7	43564	44564	1500
Pitch = 7.5 ± 0.4 mm; d_t = 0.80 ± 0.08 mm; A ≤ 4.0 mm		bent back			
<i>0.39</i>	<i>5.8 × 16.3 × 17.5</i>	0.9	47394	48394	800
<i>0.47</i>	<i>6.4 × 16.9 × 17.5</i>	1.1	47474	48474	700
<i>0.56</i>	<i>5.5 × 16.0 × 17.5</i>	0.9	47564	48564	900
0.68	6.0 × 16.5 × 17.5	1.0	43684	44684	800
0.82	5.4 × 15.9 × 17.5	0.8	43824	44824	900
1.0	6.0 × 16.5 × 17.5	1.0	43105	44105	800
1.2	6.5 × 17.0 × 17.5	1.1	43125	44125	700
1.5	7.3 × 17.8 × 17.5	1.3	43155	44155	600
1.8	7.9 × 18.4 × 17.5	1.5	43185	44185	600

Note

1. Values in *Italic* indicate alternative dimensions.

$U_{Rdc} = 400\text{ V}$; $U_{Rac} = 100\text{ V}$

C ⁽¹⁾ (µF)	DIMENSIONS Wmax × Hmax × Lmax (mm)	MASS (g)	CATALOG NUMBER 2222 304 AND PACKAGING		
			REEL DIAMETER = 500 mm		
			C-tol = ± 10 %	C-tol = ± 5 %	SPQ
			last 5 digits of catalog number	last 5 digits of catalog number	
Pitch = 7.5 ± 0.4 mm; d_t = 0.60 ± 0.06 mm; A ≤ 3.5 mm		bent back			
0.1	4.7 × 15.2 × 12.5	0.5	53104	54104	2000
0.12	4.3 × 14.8 × 12.5	0.4	53124	54124	2000
0.15	4.8 × 15.3 × 12.5	0.5	53154	54154	2000
0.18	5.2 × 15.7 × 12.5	0.6	53184	54184	1750
0.22	5.7 × 16.2 × 12.5	0.6	53224	54224	1500
Pitch = 7.5 ± 0.4 mm; d_t = 0.80 ± 0.08 mm; A ≤ 4.0 mm		bent back			
<i>0.12</i>	<i>6.5 × 17.0 × 17.5</i>	1.1	57124	58124	800
<i>0.15</i>	<i>5.4 × 15.9 × 17.5</i>	0.8	57154	58154	900
<i>0.18</i>	<i>5.9 × 16.4 × 17.5</i>	1.0	57184	58184	800
<i>0.22</i>	<i>5.3 × 15.8 × 17.5</i>	0.8	57224	58224	900



Metallized Polyester Film Capacitors Vishay BCcomponents
MKT Radial Epoxy Partly Lacquered Type

C ⁽¹⁾ (μF)	DIMENSIONS W _{max} × H _{max} × L _{max} (mm)	MASS (g)	CATALOG NUMBER 2222 304 AND PACKAGING		
			REEL DIAMETER = 500 mm		
			C-tol = ± 10 %	C-tol = ± 5 %	SPQ
			last 5 digits of catalog number	last 5 digits of catalog number	
0.27	5.8 × 16.3 × 17.5	0.9	53274	54274	800
0.33	5.4 × 15.9 × 17.5	0.8	53334	54334	900
0.39	5.8 × 16.3 × 17.5	0.9	53394	54394	800
0.47	6.4 × 16.9 × 17.5	1.1	53474	54474	700
0.56	6.9 × 17.4 × 17.5	1.2	53564	54564	700
0.68	7.6 × 18.1 × 17.5	1.4	53684	54684	600
0.82	8.4 × 18.9 × 17.5	1.7	53824	54824	500

Note

1. Values in *Italic* indicate alternative dimensions.

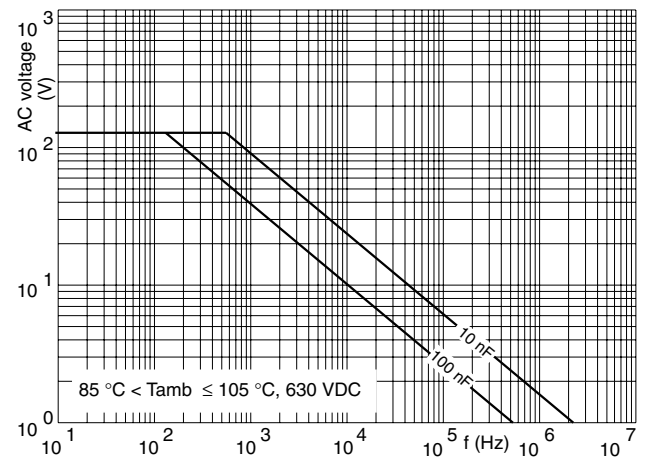
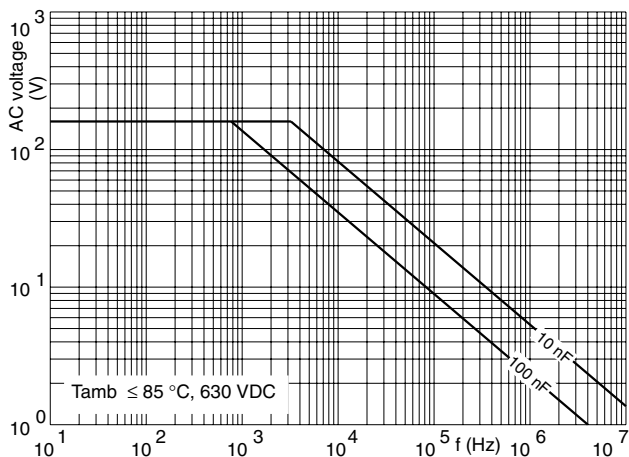
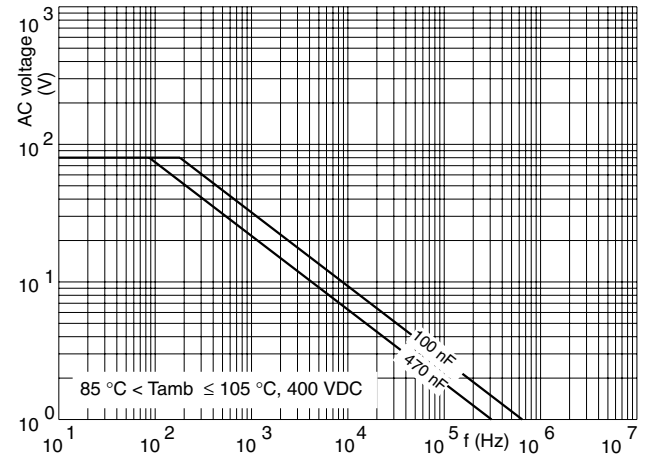
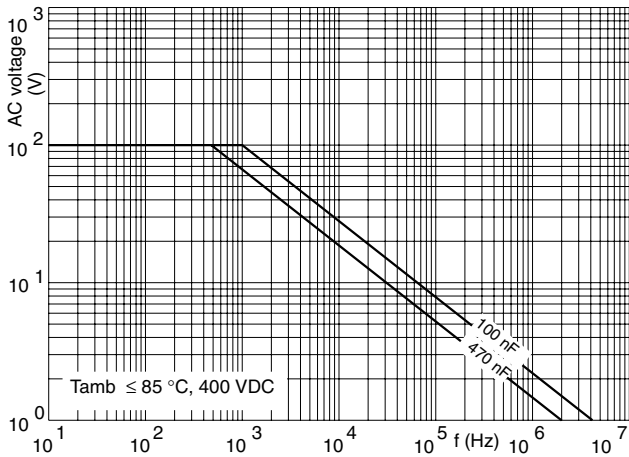
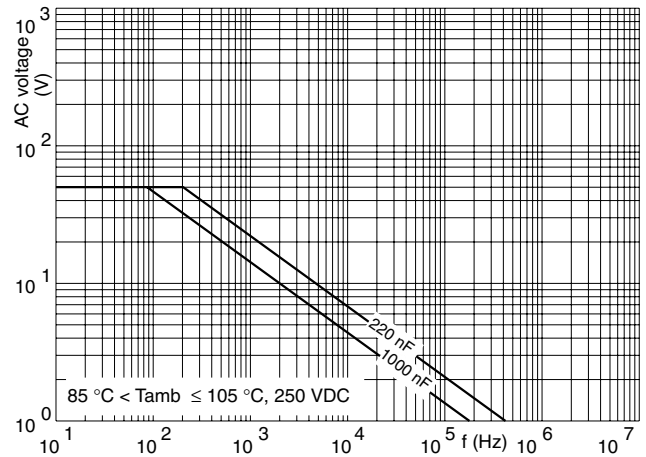
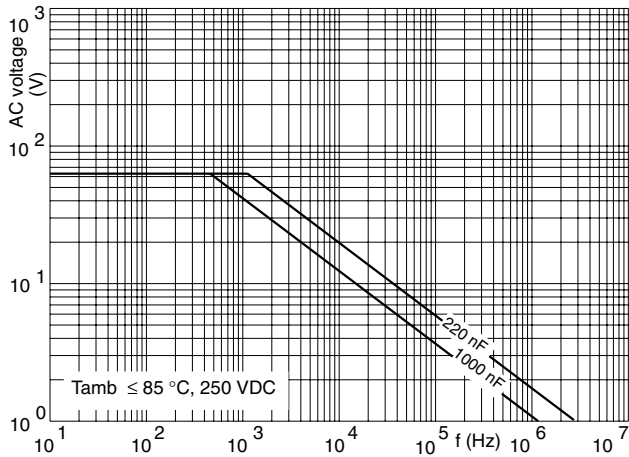
U_{Rdc} = 630 V; U_{Rac} = 160 V

C ⁽¹⁾ (μF)	DIMENSIONS W _{max} × H _{max} × L _{max} (mm)	MASS (g)	CATALOG NUMBER 2222 304 AND PACKAGING		
			REEL DIAMETER = 500 mm		
			C-tol = ± 10 %	C-tol = ± 5 %	SPQ
			last 5 digits of catalog number	last 5 digits of catalog number	
Pitch = 7.5 ± 0.4 mm; d_t = 0.60 ± 0.06 mm; A ≤ 3.5 mm		bent back			
0.01	4.1 × 14.6 × 12.5	0.4	63103	64103	2000
0.012	4.5 × 15.0 × 12.5	0.5	63123	64123	2000
0.015	4.9 × 15.4 × 12.5	0.5	63153	64153	2000
0.018	4.4 × 14.9 × 12.5	0.4	63183	64183	2000
0.022	4.8 × 15.3 × 12.5	0.5	63223	64223	2000
0.027	4.2 × 14.7 × 12.5	0.4	63273	64273	2000
0.033	4.0 × 14.5 × 12.5	0.4	63333	64333	2000
0.039	4.3 × 14.8 × 12.5	0.4	63393	64393	2000
0.047	4.7 × 15.2 × 12.5	0.5	63473	64473	2000
0.056	5.1 × 15.6 × 12.5	0.5	63563	64563	1750
0.068	5.5 × 16.0 × 12.5	0.6	63683	64683	1750
Pitch = 7.5 ± 0.4 mm; d_t = 0.80 ± 0.08 mm; A ≤ 4.0 mm		bent back			
<i>0.056</i>	<i>5.9 × 16.4 × 17.5</i>	1.0	67563	68563	800
<i>0.068</i>	<i>6.4 × 16.9 × 17.5</i>	1.1	67683	68683	700
0.082	5.4 × 15.9 × 17.5	0.8	63823	64823	900
0.1	5.2 × 15.7 × 17.5	0.8	63104	64104	900
0.12	5.7 × 16.2 × 17.5	0.9	63124	64124	800
0.15	6.3 × 16.8 × 17.5	1.1	63154	64154	700
0.18	6.9 × 17.4 × 17.5	1.2	63184	64184	700
0.22	7.6 × 18.1 × 17.5	1.4	63224	64224	600
0.27	8.4 × 18.9 × 17.5	1.7	63274	64274	500

Note

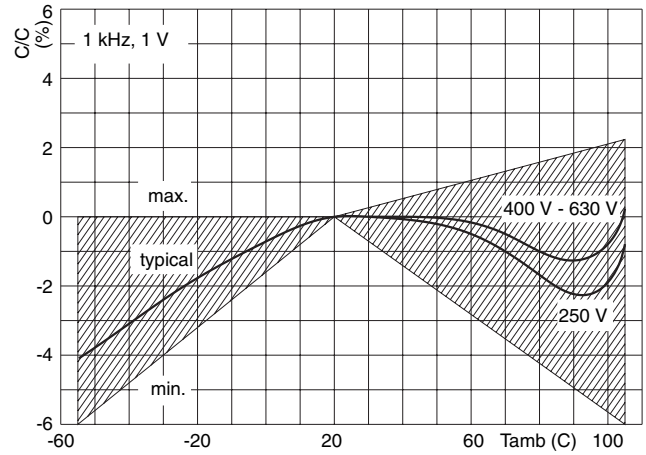
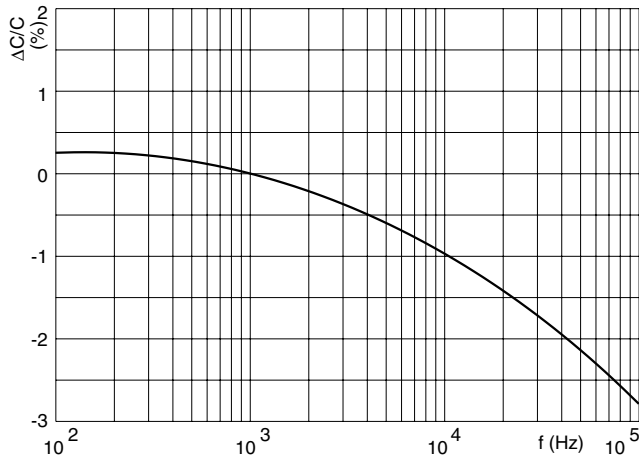
1. Values in *Italic* indicate alternative dimensions.

MAXIMUM RMS VOLTAGE (SINEWAVE) AS A FUNCTION OF FREQUENCY

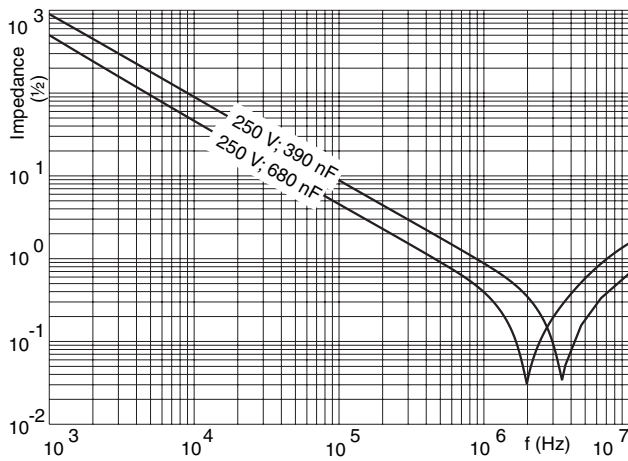




CAPACITANCE



IMPEDANCE





Disclaimer

All product specifications and data are subject to change without notice.

Vishay Intertechnology, Inc., its affiliates, agents, and employees, and all persons acting on its or their behalf (collectively, "Vishay"), disclaim any and all liability for any errors, inaccuracies or incompleteness contained herein or in any other disclosure relating to any product.

Vishay disclaims any and all liability arising out of the use or application of any product described herein or of any information provided herein to the maximum extent permitted by law. The product specifications do not expand or otherwise modify Vishay's terms and conditions of purchase, including but not limited to the warranty expressed therein, which apply to these products.

No license, express or implied, by estoppel or otherwise, to any intellectual property rights is granted by this document or by any conduct of Vishay.

The products shown herein are not designed for use in medical, life-saving, or life-sustaining applications unless otherwise expressly indicated. Customers using or selling Vishay products not expressly indicated for use in such applications do so entirely at their own risk and agree to fully indemnify Vishay for any damages arising or resulting from such use or sale. Please contact authorized Vishay personnel to obtain written terms and conditions regarding products designed for such applications.

Product names and markings noted herein may be trademarks of their respective owners.